



CONTROLLER

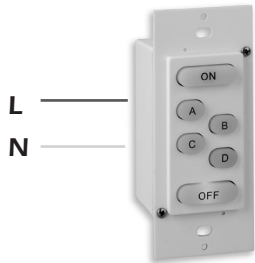
Lumina

44A00-1


Lumina Pro

44A00-2

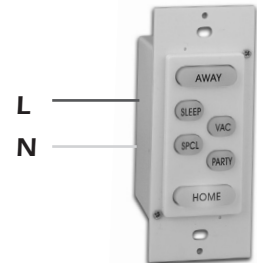
ROOM CONTROLLER



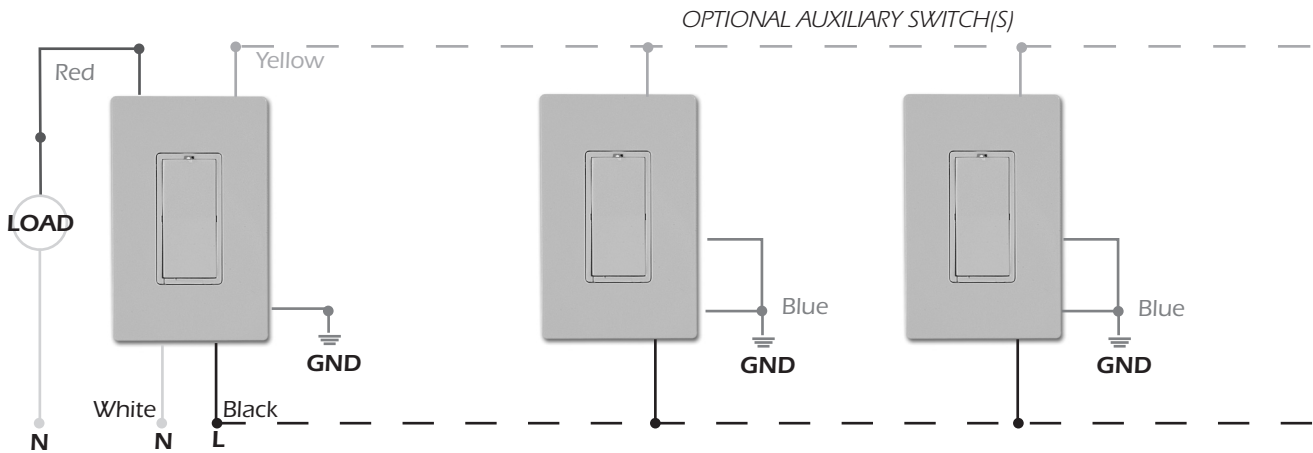
HOUSE CONTROLLER



MODE CONTROLLER




DIMMERS & RELAY SWITCHES *(all Models)*



LUMINA CONTROLLER



- Lumina communicates with devices with UPB. No new wires are required.
- Install the Lumina Controller in a closet or basement. Install the switches and room controllers.
- Program on the keypad using new Lumina QuickSet feature. That's it!



PROGRAMMING KEYPAD



Plug into duplex outlet